

### ANVER made Generic Replacements of P-Style Vacuum Cups and Suction Cups

Ideal for use where level compensation is desired on an irregularly shaped object, where a vertical offset motion is involved, for use on curved surfaces, or for separating thin work pieces. Available in sizes from 0.40 to 6.10 inches (11.0 to 156.0mm).

Vacuum Cup Description and Part Number	Dimensional Dwg.	Static* Dia. in. (mm)	Compressed* Dia. in. (mm)	Static* Height in. (mm)	Compressed* Height in. (mm)	Load Capacity at 24 in. Hg (609.6mm Hg) 2:1 safety factor lb (kg)	Pull-Off Capacity at 27 in. Hg (685.6mm Hg) 1:1 safety factor lb (kg)	Associated Level Compensator/ Suspension
--	------------------	-----------------------	---------------------------	-------------------------	-----------------------------	---	---	--

#### B10 Cups

B10-NEO A-3150101		0.43 (11.0)	0.42 (10.6)	0.60 (16.0)	0.52 (13.2)	0.49 (0.22)	1.10 (0.50)	SLSA-1 Suspensions
B10-SIT A-3150101S		0.43 (11.0)	0.42 (10.6)	0.60 (16.0)	0.52 (13.2)	0.49 (0.22)	1.10 (0.50)	SLSA-1 Suspensions

#### B10 Cups with Fitting

B10-NEO/FIT A-3150023		0.43 (11.0)	0.42 (10.6)	1.00 (25.0)	0.92 (23.4)	0.49 (0.22)	1.10 (0.50)	SLSA-1 Suspensions
B10-SIT/FIT A-3150023S		0.43 (11.0)	0.42 (10.6)	1.00 (25.0)	0.92 (23.4)	0.49 (0.22)	1.10 (0.50)	SLSA-1 Suspensions

#### Fittings for B10 Cups

BM5 FITTING M5 MALE Replaces 10-15 FITTING A-3107030		The 10-15 Fitting M5 Male is a 5 mm Male fitting. It allows you to screw directly into any of the SLSA-1 Suspensions. Comes with washer.						SLSA-1 Suspensions
10-32 FITTING UNF MALE  BM10-32		The 10-32 Fitting UNF Male is a 10-32 UNF Male fitting. It allows you to screw directly into any of the SLSA-1 Suspensions. Fits all the same cups as the 10-15 Fitting above, but in a 10-32 UNF version. Comes with captured O-ring for a vacuum tight seal. Popular alternate fitting for the North American market.						SLSA-1 Suspensions

# Vacuum Cups and Suction Cups



## Generic P-Style / B Series Bellows Cups

Vacuum Cup Description and Part Number	Dimensional Dwg.	Static* Dia. in. (mm)	Compressed* Dia. in. (mm)	Static* Height in. (mm)	Compressed* Height in. (mm)	Load Capacity at 24 in. Hg (609.6mm Hg) 2:1 safety factor lb (kg)	Pull-Off Capacity at 27 in. Hg (685.6mm Hg) 1:1 safety factor lb (kg)	Associated Level Compensator Suspension
<b>B15 Cups</b>								
B15-NEO A-3150230		0.60 (16.0)	0.66 (16.8)	0.80 (20.0)	0.59 (14.8)	0.89 (0.40)	2.00 (0.91)	SLSA-1 Suspensions
B15-SIT A-3150230S		0.60 (16.0)	0.66 (16.8)	0.80 (20.0)	0.59 (14.8)	0.89 (0.40)	2.00 (0.91)	SLSA-1 Suspensions
<b>B15 Cups with Fitting</b>								
B15-NEO/FIT A-3250037		0.60 (16.0)	0.66 (16.8)	1.00 (28.0)	0.79 (20.1)	0.89 (0.40)	2.00 (0.91)	SLSA-1 Suspensions
B15-SIT/FIT A-3250037S		0.60 (16.0)	0.66 (16.8)	1.00 (28.0)	0.79 (20.1)	0.89 (0.40)	2.00 (0.91)	SLSA-1 Suspensions
<b>Fittings for B15 Cups</b>								
BM5 FITTING M5 MALE Replaces 10-15 FITTING A-3107030		The 10-15 Fitting M5 Male is a 5 mm Male fitting. It allows you to screw directly into any of the SLSA-1 Suspensions. Comes with washer.						SLSA-1 Suspensions
10-32 FITTING UNF MALE  BM10-32		The 10-32 Fitting UNF Male is a 10-32 UNF Male fitting. It allows you to screw directly into any of the SLSA-1 Suspensions. Comes with captured O-ring. Popular alternate fitting for North America.						SLSA-1 Suspensions
<b>B20 Cups</b>								
B20-NEO A-3150103		0.90 (22.0)	0.85 (21.5)	0.80 (20.0)	0.49 (12.5)	1.38 (0.62)	3.10 (1.41)	SLSA-1 or 2 Suspensions
B20-SIT A-3150103S		0.90 (22.0)	0.85 (21.5)	0.80 (20.0)	0.49 (12.5)	1.38 (0.62)	3.10 (1.41)	SLSA-1 or 2 Suspensions

Vacuum Cup Description and Part Number	Dimensional Dwg.	Static* Dia. in. (mm)	Compressed* Dia. in. (mm)	Static* Height in. (mm)	Compressed* Height in. (mm)	Load Capacity at 24 in. Hg (609.6mm Hg) 2:1 safety factor lb (kg)	Pull-Off Capacity at 27 in. Hg (685.6mm Hg) 1:1 safety factor lb (kg)	Associated Level Compensator Suspension
<b>B20 Cups with 20-30 Fitting</b>								
B20-NEO/1PC FIT A-3150025A		0.90 (22.0)	0.85 (21.5)	1.10 (29.0)	0.79 (20.1)	1.38 (0.62)	3.10 (1.41)	SLSA-1 or 2 Suspensions
B20-SIT/1PC FIT A-3150025SA		0.90 (22.0)	0.85 (21.5)	1.10 (29.0)	0.79 (20.1)	1.38 (0.62)	3.10 (1.41)	SLSA-1 or 2 Suspensions
<b>B20 Cups with 20-30 Connection Plate</b>								
B20-NEO/FIT /SCREEN A-3150025		0.90 (22.0)	0.85 (21.5)	1.00 (26.0)	0.69 (17.5)	1.38 (0.62)	3.10 (1.41)	SLSA-1 or 2 Suspensions
B20-SIT/FIT /SCREEN A-3150025S		0.90 (22.0)	0.85 (21.5)	1.00 (26.0)	0.69 (17.5)	1.38 (0.62)	3.10 (1.41)	SLSA-1 or 2 Suspensions
<b>Fittings for B20 Cups</b>								
20-30 FITTING  A-3150196		For SLSA-1 Suspensions, use the HSHN5 Double Male 5 mm adapter.  For SLSA-2 Suspensions, use the HS18-18F-G Double Female G 1/8" adapter.						SLSA-1 or 2 Suspensions
STRENGTHENING RING SILICONE 20/30 A-0101084		The Strengthening Ring 20/30 is used with the above 20-30 Fitting. It simply stretches on and snaps in place. Included with cups which use the one-piece fitting.						SLSA-1 or 2 Suspensions
20-30 CONNECTION PLATE A-3150141		For SLSA-1 Suspensions, use the HSHN5 Double Male 5 mm adapter.  For SLSA-2 Suspensions, use the HS18-18F-G Double Female G 1/8" adapter.						SLSA-1 or 2 Suspensions
20-30 LOCKING SPACER A-3150140		The 20-30 Locking Spacer is used with the above 20-30 Connection Plate. It presses in from the bottom.						SLSA-1 or 2 Suspensions

➔ This spec sheet was adapted for print from our website. Additional information and photos are available at [www.anver.com](http://www.anver.com). 6052401



Vacuum Cup Description and Part Number	Dimensional Dwg.	Static* Dia. in. (mm)	Compressed* Dia. in. (mm)	Static* Height in. (mm)	Compressed* Height in. (mm)	Load Capacity at 24 in. Hg (609.6mm Hg) 2:1 safety factor lb (kg)	Pull-Off Capacity at 27 in. Hg (685.6mm Hg) 1:1 safety factor lb (kg)	Associated Level Compensator Suspension	
20-30 CONNECTION PLATE A-3150141								For SLSA-1 Suspensions, use the HSHN5 Double Male 5 mm adapter. For SLSA-2 Suspensions, use the HS18-18F-G Double Female G 1/8" adapter.	SLSA-1 or 2 Suspensions
20-30 LOCKING SPACER A-3150140								The 20-30 Locking Spacer is used with the above 20-30 Connection Plate. It presses in from the bottom.	SLSA-1 or 2 Suspensions

**B40 Cups**

B40-NEO A-3150105		1.81 (46.0)	1.70 (43.0)	1.10 (28.0)	0.70 (17.7)	2.67 (1.21)	6.00 (2.72)	SLSA-2 Suspensions
B40-SIT A-3150105S		1.81 (46.0)	1.70 (43.0)	1.10 (28.0)	0.70 (17.7)	2.67 (1.21)	6.00 (2.72)	SLSA-2 Suspensions

**B40 Cups with 40/30-2/BL30 Fitting**

B40-NEO/1PC FIT A-3150027A		1.81 (46.0)	1.70 (43.0)	1.40 (36.0)	1.00 (25.4)	2.67 (1.21)	6.00 (2.72)	SLSA-2 Suspensions
B40-SIT/1PC FIT A-3150027SA		1.81 (46.0)	1.70 (43.0)	1.40 (36.0)	1.00 (25.4)	2.67 (1.21)	6.00 (2.72)	SLSA-2 Suspensions

**B40 Cups with 40 Connection Plate**

B40-NEO/FIT/SCREEN A-3150027		1.81 (46.0)	1.70 (43.0)	1.40 (35.0)	1.00 (25.4)	2.67 (1.21)	6.00 (2.72)	SLSA-2 Suspensions
B40-SIT/FIT/SCREEN A-3150027S		1.81 (46.0)	1.70 (43.0)	1.40 (35.0)	1.00 (25.4)	2.67 (1.21)	6.00 (2.72)	SLSA-2 Suspensions

# Vacuum Cups and Suction Cups

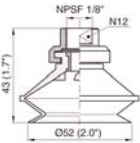
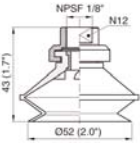
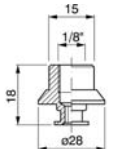
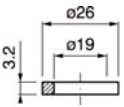
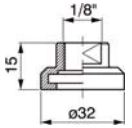
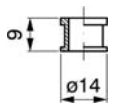
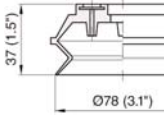
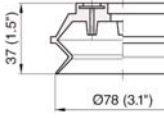
## Generic P-Style / B Series Bellows Cups



Vacuum Cup Description and Part Number	Dimensional Dwg.	Static* Dia. in. (mm)	Compressed* Dia. in. (mm)	Static* Height in. (mm)	Compressed* Height in. (mm)	Load Capacity at 24 in. Hg (609.6mm Hg) 2:1 safety factor lb (kg)	Pull-Off Capacity at 27 in. Hg (685.6mm Hg) 1:1 safety factor lb (kg)	Associated Level Compensator Suspension
<b>Fittings for B40 Cups</b>								
40/30-2/BL30 FITTING A-3250001								The 40/30-2/BL30 FITTING uses a Strengthening Ring 40. It allows you to screw directly into any of the SLSA-2 Suspensions which have a male G 1/8" Thread. SLSA-2 Suspensions
STRENGTHENING RING SILICONE 40 A-0101085								The Strengthening Ring 40 is used with the above 40/30-2/BL30 Fitting. It simply stretches on and snaps in place. Included with cups which use the one-piece fitting. SLSA-2 Suspensions
40 CONNECTION PLATE A-3150143								The 40 Connection Plate uses a 40 Locking Spacer. It allows you to screw directly into any of the SLSA-2 Suspensions which have a male G 1/8" Thread. SLSA-2 Suspensions
40 LOCKING SPACER A-3150142								The 40 Locking Spacer is used with the above 40 Connection Plate. It presses in from the bottom. SLSA-2 Suspensions
<b>B50 Cups</b>								
B50-NEO A-3150233P		2.00 (52.0)	2.12 (53.8)	1.40 (35.0)	0.93 (23.6)	4.89 (2.22)	11.00 (4.99)	SLSA-2 Suspensions
B50-SIT A-3150233S		2.00 (52.0)	2.12 (53.8)	1.40 (35.0)	0.93 (23.6)	4.89 (2.22)	11.00 (4.99)	SLSA-2 Suspensions
<b>B50 Cups with 50 Fitting</b>								
B50-NEO/1PC FIT A-3250035PA		2.00 (52.0)	2.12 (53.8)	1.70 (44.0)	1.23 (31.2)	4.89 (2.22)	11.00 (4.99)	SLSA-2 Suspensions
B50-SIT/1PC FIT A-3250035SA		2.00 (52.0)	2.12 (53.8)	1.70 (44.0)	1.23 (31.2)	4.89 (2.22)	11.00 (4.99)	SLSA-2 Suspensions

# Vacuum Cups and Suction Cups

## Generic P-Style / B Series Bellows Cups

Vacuum Cup Description and Part Number	Dimensional Dwg.	Static* Dia. in. (mm)	Compressed* Dia. in. (mm)	Static* Height in. (mm)	Compressed* Height in. (mm)	Load Capacity at 24 in. Hg (609.6mm Hg) 2:1 safety factor lb (kg)	Pull-Off Capacity at 27 in. Hg (685.6mm Hg) 1:1 safety factor lb (kg)	Associated Level Compensator Suspension
<b>B50 Cups with 50 Connection Plate</b>								
B50-NEO/FIT /SCREEN A-3250035P		2.00 (52.0)	2.12 (53.8)	1.70 (43.0)	1.23 (31.2)	4.89 (2.22)	11.00 (4.99)	SLSA-2 Suspensions
B50-SIT/FIT /SCREEN A-3250035S		2.00 (52.0)	2.12 (53.8)	1.70 (43.0)	1.23 (31.2)	4.89 (2.22)	11.00 (4.99)	SLSA-2 Suspensions
<b>Fittings for B50 Cups</b>								
50/50-2 FITTING  A-05AG		The 50/50-2 Fitting is utilized with a Strengthening Ring 50. It allows you to screw directly into any of the SLSA-2 Suspensions which have a male G 1/8" Thread.						SLSA-2 Suspensions
STRENGTHENING RING SILICONE 50 A-0101086		The Strengthening Ring 50 is used with the above 50/50-2 Fitting. It simply stretches on and snaps in place. Included with cups which use the one-piece fitting.						SLSA-2 Suspensions
50 CONNECTION PLATE  A-3150145		The 50 Connection Plate uses a 50 Locking Spacer. It allows you to screw directly into any of the SLSA-2 Suspensions which have a male G 1/8" Thread.						SLSA-2 Suspensions
50 LOCKING SPACER  A-3150144		The 50 Locking Spacer is used with the above 50 Connection Plate. It presses in from the bottom						SLSA-2 Suspensions
<b>B75 Cups</b>								
B75-NEO A-3250096P		3.10 (78.0)	3.21 (81.5)	1.50 (37.0)	1.19 (30.2)	22.22 (10.08)	50.00 (22.68)	SLSA-2 Suspensions
B75-SIT A-3250096S		3.10 (78.0)	3.21 (81.5)	1.50 (37.0)	1.19 (30.2)	22.22 (10.08)	50.00 (22.68)	SLSA-2 Suspensions

➔ This spec sheet was adapted for print from our website. Additional information and photos are available at [www.anver.com](http://www.anver.com). 6052401

# Vacuum Cups and Suction Cups

## Generic P-Style / B Series Bellows Cups



Vacuum Cup Description and Part Number	Dimensional Dwg.	Static* Dia. in. (mm)	Compressed* Dia. in. (mm)	Static* Height in. (mm)	Compressed* Height in. (mm)	Load Capacity at 24 in. Hg (609.6mm Hg) 2:1 safety factor lb (kg)	Pull-Off Capacity at 27 in. Hg (685.6mm Hg) 1:1 safety factor lb (kg)	Associated Level Compensator Suspension
<b>B75 Cups with 75 Fitting</b>								
B75-NEO/FIT/SCREEN A-3250023P		3.10 (78.0)	3.21 (81.5)	2.00 (50.0)	1.48 (37.6)	22.22 (10.08)	50.00 (22.68)	SLSA-2 Suspensions
B75-SIT/FIT/SCREEN A-3250023S		3.10 (78.0)	3.21 (81.5)	2.00 (50.0)	1.48 (37.6)	22.22 (10.08)	50.00 (22.68)	SLSA-2 Suspensions
<b>B75 Cups with 75 Connection Plate</b>								
B75-NEO/CON PLATE A-3150096P		3.10 (78.0)	3.21 (81.5)	2.00 (50.0)	1.48 (37.6)	22.22 (10.08)	50.00 (22.68)	SLSA-2 Suspensions
B75-SIT/CON PLATE A-3150096S		3.10 (78.0)	3.21 (81.5)	2.00 (50.0)	1.48 (37.6)	22.22 (10.08)	50.00 (22.68)	SLSA-2 Suspensions
<b>Fittings for B75 Cups</b>								
75 CONNECTION PLATE 1/8 A-3150043		The 75 Connection Plate 1/8 is to be imbedded in the 75 Series suction cup's rubber portion allowing the 75 Fitting 1/8" to be held in place.						SLSA-2 Suspensions
75 FITTING 1/8" A-3250006		The 75 Fitting 1/8" with 1/8" female center port connection with optional M5 (10/32) female port often used as a blow-off port.						SLSA-2 Suspensions
<b>B110 Cups</b>								
B110-NEO A-3150108P		4.50 (115.0)	4.76 (120.9)	2.10 (54.0)	0.84 (21.2)	45.78 (20.76)	103.00 (46.72)	SLSA-3 Suspensions
B110-SIT A-3150108S		4.50 (115.0)	4.76 (120.9)	2.10 (54.0)	0.84 (21.2)	45.78 (20.76)	103.00 (46.72)	SLSA-3 Suspensions

Vacuum Cup Description and Part Number	Dimensional Dwg.	Static* Dia. in. (mm)	Compressed* Dia. in. (mm)	Static* Height in. (mm)	Compressed* Height in. (mm)	Load Capacity at 24 in. Hg (609.6mm Hg) 2:1 safety factor lb (kg)	Pull-Off Capacity at 27 in. Hg (685.6mm Hg) 1:1 safety factor lb (kg)	Associated Level Compensator Suspension
--	------------------	-----------------------	---------------------------	-------------------------	-----------------------------	---	---	---

**B110 Cups with 110 Fitting**

B110-NEO/FIT A-3150030P		4.50 (115.0)	4.76 (120.9)	2.50 (63.0)	1.23 (31.1)	45.78 (20.76)	103.00 (46.72)	SLSA-3 Suspensions
----------------------------	--	-----------------	-----------------	----------------	----------------	------------------	-------------------	-----------------------

B110-SIT/FIT A-3150030S		4.50 (115.0)	4.76 (120.9)	2.50 (63.0)	1.23 (31.2)	45.78 (20.76)	103.00 (46.72)	SLSA-3 Suspensions
----------------------------	--	-----------------	-----------------	----------------	----------------	------------------	-------------------	-----------------------

**B110 Cups with 110 Connection Plate**

B110-NEO/CON PLATE A-3150035P		4.50 (115.0)	4.76 (120.9)	2.10 (54.0)	0.84 (21.2)	45.78 (20.76)	103.00 (46.72)	SLSA-3 Suspensions
-------------------------------------	--	-----------------	-----------------	----------------	----------------	------------------	-------------------	-----------------------

B110-SIT/CON PLATE A-3150035S		4.50 (115.0)	4.76 (120.9)	2.10 (54.0)	0.84 (21.2)	45.78 (20.76)	103.00 (46.72)	SLSA-3 Suspensions
-------------------------------------	--	-----------------	-----------------	----------------	----------------	------------------	-------------------	-----------------------

**Fittings for B110 Cups**

110 FITTING 1/2" A-3250007		The 110 Fitting 1/2" with 1/2" female center port connection with optional NPSF 1/8" female port often used as a blow-off port.						SLSA-3 Suspensions
----------------------------------	--	---	--	--	--	--	--	-----------------------

110 CONNECTION PLATE A-3150044		The 110 Connection Plate is to be imbedded in the 110 Series suction cup's rubber portion allowing the 110 Fitting 1/2" to be held in place.						SLSA-3 Suspensions
--------------------------------------	--	--	--	--	--	--	--	-----------------------

**B150 Cups**

B150-NEO A-3150109P		6.10 (156.0)	6.50 (165.1)	2.80 (71.0)	1.05 (26.5)	88.00 (39.92)	198.00 (89.81)	SLSA-3 Suspensions
------------------------	--	-----------------	-----------------	----------------	----------------	------------------	-------------------	-----------------------

B150-SIT A-3150109S		6.10 (156.0)	6.50 (165.1)	2.10 (54.0)	1.05 (26.5)	88.00 (39.92)	198.00 (89.81)	SLSA-3 Suspensions
------------------------	--	-----------------	-----------------	----------------	----------------	------------------	-------------------	-----------------------

➔ This spec sheet was adapted for print from our website. Additional information and photos are available at [www.anver.com](http://www.anver.com). 6052401

# Vacuum Cups and Suction Cups

## Generic P-Style / B Series Bellows Cups



Vacuum Cup Description and Part Number	Dimensional Dwg.	Static* Dia. in. (mm)	Compressed* Dia. in. (mm)	Static* Height in. (mm)	Compressed* Height in. (mm)	Load Capacity at 24 in. Hg (609.6mm Hg) 2:1 safety factor lb (kg)	Pull-Off Capacity at 27 in. Hg (685.6mm Hg) 1:1 safety factor lb (kg)	Associated Level Compensator Suspension
<b>B150 Cups with 150 Fitting</b>								
B150-NEO/FIT A-3150031P		6.10 (156.0)	6.50 (165.1)	3.10 (78.0)	1.44 (36.6)	88.00 (39.92)	198.00 (89.81)	SLSA-3 Suspensions
B150-SIT/FIT A-3150031S		6.10 (156.0)	6.50 (165.1)	3.10 (78.0)	1.44 (36.6)	88.00 (39.92)	198.00 (89.81)	SLSA-3 Suspensions
<b>B150 Cups with 150 Connection Plate</b>								
B150-NEO/CON PLATE A-3150036P		6.10 (156.0)	6.50 (165.1)	2.80 (71.0)	1.05 (26.5)	88.00 (39.92)	198.00 (89.81)	SLSA-3 Suspensions
B150-SIT/CON PLATE A-3150036S		6.10 (156.0)	6.50 (165.1)	2.80 (71.0)	1.05 (26.5)	88.00 (39.92)	198.00 (89.81)	SLSA-3 Suspensions
<b>Fittings for B150 Cups</b>								
150 CONNECTION PLATE A-3150045		The 150 Connection Plate is to be imbedded in the 150 Series suction cup's rubber portion allowing the 150 Fitting 1/2" to be held in place.						SLSA-3 Suspensions
150 FITTING 1/2" A-3250008		The 150 Fitting 1/2" with 1/2" female center port connection with optional NPSF 1/8" female port often used as a blow-off port.						SLSA-3 Suspensions

\* All cups shown above are identical in size and shape to other manufacturers' cups. The 'static' columns represent the cup dimensions without a load as given by other manufacturers. The 'compressed' column specifications are important in making sure that everything fits, and represent the actual size of the cup after full compression (being flattened out) on a level load. (This difference is negligible in the F series.) The bigger the cup the greater the enlargement of the diameter. A lower vacuum level will lessen this compression (or flattening out); however, make sure to leave enough room for the static height of the cup in your design.

**Note:** The "G" thread is a straight pipe thread also known as BSPP, BSP, NPS or "G", commonly used in Europe, Asia and most of the world.