




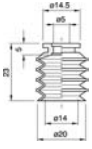
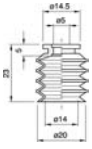
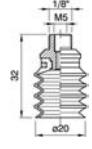
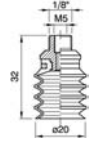
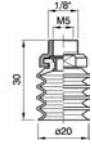
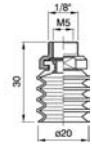
# Vacuum Cups and Suction Cups

## Generic P-Style / BL Series Bellows Cups



### ANVER-Made Generic Replacements of P-Style Vacuum Cups and Suction Cups

For use where longer cup movement is required than is possible with "B" series single bellows cups. Ideal for use where level compensation is desired on irregularly shaped objects, where a vertical offset motion is involved, or for use on curved surfaces, especially in the food industry. Available in sizes from 0.78 to 1.97 inches (20.0 to 50.0mm)

Vacuum Cup Description and Part Number	Dimensional Dwg.	Static* Dia. in. (mm)	Compressed* Dia. in. (mm)	Static* Height in. (mm)	Compressed* Height in. (mm)	Load Capacity at 24 in. Hg (609.6mm Hg) 2:1 safety factor lb (kg)	Pull-Off Capacity at 27 in. Hg (685.6mm Hg) 1:1 safety factor lb (kg)	Associated Level Compensator/ Suspension
<b>BL20 Cups</b>								
BL20-NEO A-3150110		0.78 (20.0)	0.82 (21.0)	0.91 (23.0)	0.67 (17.0)	0.86 (0.39)	1.10 (0.50)	SLSA-1 or 2 Suspensions
BL20-SIT A-3150110S		0.78 (20.0)	0.82 (21.0)	0.91 (23.0)	0.67 (17.0)	0.86 (0.39)	1.40 (0.64)	SLSA-1 or 2 Suspensions
<b>BL20 Cups with 20-30 Fitting</b>								
BL20-NEO/1PC FIT A-3150061A		0.78 (20.0)	0.82 (21.0)	1.32 (33.6)	1.08 (27.4)	0.86 (0.39)	1.40 (0.64)	SLSA-1 or 2 Suspensions
BL20-SIT/ 1PC FIT A-3150061SA		0.78 (20.0)	0.82 (21.0)	1.32 (33.6)	1.08 (27.4)	0.86 (0.39)	1.40 (0.64)	SLSA-1 or 2 Suspensions
<b>BL20 Cups with 20-30 Connection Plate</b>								
BL20-NEO/FIT/SCREEN A-3150061		0.78 (20.0)	0.82 (21.0)	1.19 (30.2)	0.95 (24.1)	0.86 (0.39)	1.40 (0.64)	SLSA-1 or 2 Suspensions
BL20-SIT/FIT/SCREEN A-3150061S		0.78 (20.0)	0.82 (21.0)	1.19 (30.2)	0.95 (24.1)	0.86 (0.39)	1.40 (0.64)	SLSA-1 or 2 Suspensions

► This spec sheet was adapted for print from our website. Additional information and photos are available at [www.anver.com](http://www.anver.com). 6052401

# Vacuum Cups and Suction Cups



## Generic P-Style / BL Series Bellows Cups

Vacuum Cup Description and Part Number	Dimensional Dwg.	Static* Dia. in. (mm)	Compressed* Dia. in. (mm)	Static* Height in. (mm)	Compressed* Height in. (mm)	Load Capacity at 24 in. Hg (609.6mm Hg) 2:1 safety factor lb (kg)	Pull-Off Capacity at 27 in. Hg (685.6mm Hg) 1:1 safety factor lb (kg)	Associated Level Compensator Suspension	
<b>Fittings for BL20 Cups</b>									
20-30 FITTING A-3150196								For SLSA-1 Suspensions, use the HSHN5 Double Male 5 mm adapter. For SLSA-2 Suspensions, use the HS18-18F-G Double Female G 1/8" adapter.	SLSA-2 Suspensions
20-30 STRENGTHENING RING SILICONE A-0101084								The 20-30 Strengthening Ring is used with the above 20-30 Fitting. It simply stretches on and snaps in place. Included with cups which use the one-piece fitting	SLSA-2 Suspensions
20-30 CONNECTION PLATE A-3150141								For SLSA-1 Suspensions, use the HSHN5 Double Male 5 mm adapter. For SLSA-2 Suspensions, use the HS18-18F-G Double Female G 1/8" adapter.	SLSA-2 Suspensions
20-30 LOCKING SPACER A-3150140								The 20-30 Locking Spacer is used with the above 20-30 Connection Plate. It presses in from the bottom.	SLSA-2 Suspensions
<b>BL30 Cups</b>									
BL30-NEO A-3150111		1.18 (30.0)	1.21 (30.7)	1.31 (33.3)	1.02 (25.9)	2.40 (1.09)	3.60 (1.63)	SLSA-2 Suspensions	
BL30-SIT A-3150111S		1.18 (30.0)	1.21 (30.7)	1.31 (33.3)	1.02 (25.9)	2.40 (1.09)	3.60 (1.63)	SLSA-2 Suspensions	
<b>BL30 Cups with 40/30-2/BL30 Fitting</b>									
BL30-NEO/1PC FIT A-3150062A		1.18 (30.0)	1.21 (30.7)	1.65 (41.9)	1.36 (34.5)	2.40 (1.09)	3.60 (1.63)	SLSA-2 Suspensions	
BL30-SIT/1PC FIT A-3150062SA		1.18 (30.0)	1.21 (30.7)	1.65 (41.9)	1.36 (34.5)	2.40 (1.09)	3.60 (1.63)	SLSA-2 Suspensions	

6052401 ➔ This spec sheet was adapted for print from our website. Additional information and photos are available at [www.anver.com](http://www.anver.com).

36 Parmenter Road • Hudson MA 01749 USA • 978-568-0221 • 800-654-3500 • FAX 978-568-1570 • [www.anver.com](http://www.anver.com) • E-Mail: [sales@anver.com](mailto:sales@anver.com)



# Vacuum Cups and Suction Cups

## Generic P-Style / BL Series Bellows Cups

Vacuum Cup Description and Part Number	Dimensional Dwg.	Static* Dia. in. (mm)	Compressed* Dia. in. (mm)	Static* Height in. (mm)	Compressed* Height in. (mm)	Load Capacity at 24 in. Hg (609.6mm Hg) 2:1 safety factor lb (kg)	Pull-Off Capacity at 27 in. Hg (685.6mm Hg) 1:1 safety factor lb (kg)	Associated Level Compensator Suspension
<b>BL30 Cups with 40 Connection Plate</b>								
BL30-NEO/FIT/SCREEN A-3150062		1.18 (30.0)	1.21 (30.7)	1.61 (40.8)	1.32 (33.5)	2.40 (1.09)	3.60 (1.63)	SLSA-2 Suspensions
BL30-SIT/FIT/SCREEN A-3150062S		1.18 (30.0)	1.21 (30.7)	1.61 (40.8)	1.32 (33.5)	2.40 (1.09)	3.60 (1.63)	SLSA-2 Suspensions
<b>Fittings for BL30 Cups</b>								
40/30-2/BL30 FITTING A-3250001		The 40/30-2/BL30 FITTING uses a Strengthening Ring 40. It allows you to screw directly into any of the SLSA-2 Suspensions which have a male G 1/8" Thread.						SLSA-2 Suspensions
STRENGTHENING RING SILICONE 40 A-0101085		The Strengthening Ring 40 is used with the above 40/30-2/BL30 Fitting. It simply stretches on and snaps in place. Included with cups which use the one-piece fitting.						SLSA-2 Suspensions
40 CONNECTION PLATE A-3150143		The 40 Connection Plate uses a 40 Locking Spacer. It allows you to screw directly into any of the SLSA-2 Suspensions which have a male G 1/8" Thread.						SLSA-2 Suspensions
40 LOCKING SPACER A-3150142		The 40 Locking Spacer is used with the above 40 Connection Plate. It presses in from the bottom.						SLSA-2 Suspensions
<b>BL40 Cups</b>								
BL40-NEO A-3150112		1.59 (40.3)	1.64 (41.5)	1.32 (33.6)	1.10 (27.9)	3.27 (1.48)	4.90 (2.22)	SLSA-2 Suspensions
BL40-SIT A-3150112S		1.59 (40.3)	1.64 (41.5)	1.32 (33.6)	1.10 (27.9)	3.27 (1.48)	4.90 (2.22)	SLSA-2 Suspensions

► This spec sheet was adapted for print from our website. Additional information and photos are available at [www.anver.com](http://www.anver.com). 6052401

# Vacuum Cups and Suction Cups



## Generic P-Style / BL Series Bellows Cups

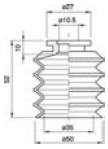
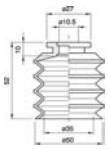
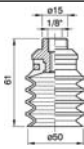
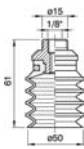
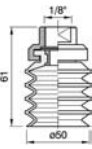
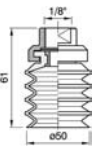
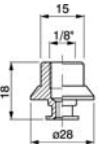
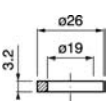
Vacuum Cup Description and Part Number	Dimensional Dwg.	Static* Dia. in. (mm)	Compressed* Dia. in. (mm)	Static* Height in. (mm)	Compressed* Height in. (mm)	Load Capacity at 24 in. Hg (609.6mm Hg) 2:1 safety factor lb (kg)	Pull-Off Capacity at 27 in. Hg (685.6mm Hg) 1:1 safety factor lb (kg)	Associated Level Compensator Suspension
<b>BL40 Cups with 40/30-2/BL30 Fitting</b>								
BL40-NEO/1PC FIT A-3150063A		1.59 (40.3)	1.64 (41.5)	1.96 (49.7)	1.74 (44.2)	3.27 (1.48)	4.90 (2.22)	SLSA-2 Suspensions
BL40-SIT/1PC FIT A-3150063SA		1.59 (40.3)	1.64 (41.5)	1.96 (49.7)	1.74 (44.2)	3.27 (1.48)	4.90 (2.22)	SLSA-2 Suspensions
<b>BL40 Cups with 40 Connection Plate</b>								
BL40-NEO/FIT/SCREEN A-3150063		1.59 (40.3)	1.64 (41.5)	1.95 (49.5)	1.73 (43.9)	3.27 (1.48)	4.90 (2.22)	SLSA-2 Suspensions
BL40-SIT/FIT/SCREEN A-3150063S		1.59 (40.3)	1.64 (41.5)	1.95 (49.5)	1.73 (43.9)	3.27 (1.48)	4.90 (2.22)	SLSA-2 Suspensions
<b>Fittings for BL40 Cups</b>								
40/30-2/BL30 FITTING A-3250001		The 40/30-2/BL30 FITTING uses a Strengthening Ring 40. It allows you to screw directly into any of the SLSA-2 Suspensions which have a male G 1/8" Thread.						SLSA-2 Suspensions
STRENGTHENING RING SILICONE 40 A-0101085		The Strengthening Ring 40 is used with the above 40/30-2/BL30 Fitting. It simply stretches on and snaps in place. Included with cups which use the one-piece fitting.						SLSA-2 Suspensions
40 CONNECTION PLATE A-3150143		The 40 Connection Plate uses a 40 Locking Spacer. It allows you to screw directly into any of the SLSA-2 Suspensions which have a male G 1/8" Thread.						SLSA-2 Suspensions
40 LOCKING SPACER A-3150142		The 40 Locking Spacer is used with the above 40 Connection Plate. It presses in from the bottom.						SLSA-2 Suspensions

6052401 ➔ This spec sheet was adapted for print from our website. Additional information and photos are available at [www.anver.com](http://www.anver.com).



# Vacuum Cups and Suction Cups

## Generic P-Style / BL Series Bellows Cups

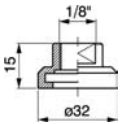

Vacuum Cup Description and Part Number	Dimensional Dwg.	Static* Dia. in. (mm)	Compressed* Dia. in. (mm)	Static* Height in. (mm)	Compressed* Height in. (mm)	Load Capacity at 24 in. Hg (609.6mm Hg) 2:1 safety factor lb (kg)	Pull-Off Capacity at 27 in. Hg (685.6mm Hg) 1:1 safety factor lb (kg)	Associated Level Compensator Suspension
<b>BL50 Cups</b>								
BL50-NEO A-3150113		1.97 (50.0)	2.03 (51.5)	2.04 (51.8)	1.60 (40.0)	6.40 (2.90)	9.60 (4.35)	SLSA-2 Suspensions
BL50-SIT A-3150113S		1.97 (50.0)	2.03 (51.5)	2.04 (51.8)	1.60 (40.0)	6.40 (2.90)	9.60 (4.35)	SLSA-2 Suspensions
<b>BL50 Cups with 50/50-2 Fitting</b>								
BL50-NEO/1PC FIT VA-3150064A		1.97 (50.0)	2.03 (51.5)	2.48 (62.9)	2.04 (51.8)	6.40 (2.90)	9.60 (4.35)	SLSA-2 Suspensions
BL50-SIT/1PC FIT A-3150064SA		1.97 (50.0)	2.03 (51.5)	2.48 (62.9)	2.04 (51.8)	6.40 (2.90)	9.60 (4.35)	SLSA-2 Suspensions
<b>BL50 Cups with 50 Connection Plate</b>								
BL50-NEO/FIT/SCREEN A-3150064		1.97 (50.0)	2.03 (51.5)	2.39 (60.7)	1.95 (49.5)	6.40 (2.90)	9.60 (4.35)	SLSA-2 Suspensions
BL50-SIT/FIT/SCREEN A-3150064S		1.97 (50.0)	2.03 (51.5)	2.39 (60.7)	1.95 (49.5)	6.40 (2.90)	9.60 (4.35)	SLSA-2 Suspensions
<b>Fittings for BL50 Cups</b>								
50/50-2 FITTING  A-05AG		The 50/50-2 Fitting uses a 50 Strengthening Ring. The 50/50-2 Fitting allows you to screw directly into any of the SLSA-2 Suspensions which have a male G 1/8" Thread.						SLSA-2 Suspensions
50 STRENGTHENING RING SILICONE A-0101086		The 50 Strengthening Ring is used with the above 50/50-2 Fitting. It simply stretches on and snaps in place. Included with cups which use the one-piece fitting.						SLSA-2 Suspensions

► This spec sheet was adapted for print from our website. Additional information and photos are available at [www.anver.com](http://www.anver.com). 6052401  
 36 Parmenter Road • Hudson MA 01749 USA • 978-568-0221 • 800-654-3500 • FAX 978-568-1570 • [www.anver.com](http://www.anver.com) • E-Mail: [sales@anver.com](mailto:sales@anver.com)

# Vacuum Cups and Suction Cups



## Generic P-Style / BL Series Bellows Cups

Vacuum Cup Description and Part Number	Dimensional Dwg.	Static* Dia. in. (mm)	Compressed* Dia. in. (mm)	Static* Height in. (mm)	Compressed* Height in. (mm)	Load Capacity at 24 in. Hg (609.6mm Hg) 2:1 safety factor lb (kg)	Pull-Off Capacity at 27 in. Hg (685.6mm Hg) 1:1 safety factor lb (kg)	Associated Level Compensator Suspension	
50 CONNECTION PLATE A-3150145								The 50 Connection Plate uses a 50 Locking Spacer. The A-3150145 50 Connection Plate allows you to screw directly into any of the SLSA-2 Suspensions which have a male G 1/8" Thread.	SLSA-2 Suspensions
50 LOCKING SPACER A-3150144								The 50 Locking Spacer is used with the above 50 Connection Plate. It presses in from the bottom.	SLSA-2 Suspensions

\* All cups shown above are identical in size and shape to other manufacturers' cups. The 'static' columns represent the cup dimensions without a load as given by other manufacturers. The 'compressed' column specifications are important in making sure that everything fits, and represent the actual size of the cup after full compression (being flattened out) on a level load. (This difference is negligible in the F series.) The bigger the cup the greater the enlargement of the diameter. A lower vacuum level will lessen this compression (or flattening out); however, make sure to leave enough room for the static height of the cup in your design.

**Note:** The "G" thread is a straight pipe thread also known as BSPP, BSP, NPS or "G", commonly used in Europe, Asia and most of the world.