




Vacuum Cups and Suction Cups

Generic P-Style / F Series Flat Vacuum Cups



ANVER-Made Generic Replacements of P-Style Vacuum Cups and Suction Cups

Ideal for use on plane surfaces, where minimum movement is required to maintain the pick-up area, and for support of pliable materials. Available in sizes from 0.65 to 6.13 inches (16.6 to 155.6mm).

| Vacuum Cup Description and Part Number | Dimensional Dwg. | Static* Dia. in. (mm) | Static* Height in. (mm) | Load Capacity at 24 in. Hg (609.6mm Hg) 2:1 safety factor lb (kg) | Pull-Off Capacity at 27 in. Hg (685.6mm Hg) 1:1 safety factor lb (kg) | Associated Level Compensator/ Suspension |
|--|------------------|---|-------------------------|---|---|--|
| F15 Cups | | | | | | |
| F15-NEO A-3150125 | | 0.65 (16.6) | 0.40 (11.0) | 1.11 (0.50) | 2.50 (1.13) | SLSA-1 Suspensions |
| F15-SIT A-3150125S | | 0.65 (16.6) | 0.40 (11.0) | 1.11 (0.50) | 2.50 (1.13) | SLSA-1 Suspensions |
| F15 Cups with 10-15 Fitting | | | | | | |
| F15-NEO/ FITTING A-3150014 | | 0.65 (16.5) | 0.6 (14.0) | 1.11 (0.50) | 2.50 (1.13) | SLSA-1 Suspensions |
| F15-SIT/ FITTING A-3150014S | | 0.65 (16.5) | 0.6 (14.0) | 1.11 (0.50) | 2.50 (1.13) | SLSA-1 Suspensions |
| Fittings for F15 Cups | | | | | | |
| BM5 FITTING M5 MALE Replaces 10-15 FITTING A-3107030 | | The BM5 FITTING M5 MALE is an improved 5 mm male fitting with captured O-ring which replaces the older 10-15 FITTING M5 MALE. It allows you to screw directly into any of the SLSA-1 Suspensions. | | | | SLSA-1 Suspensions |
| 10-32 FITTING UNF MALE BM10-32 | | The 10-32 Fitting UNF Male is a 10-32 UNF Male fitting. It allows you to screw directly into any of the SLSA-1 Suspensions. Fits all the same cups as the 10-15 Fitting above, but in a 10-32 UNF version. Comes with captured O-ring for a vacuum tight seal. Popular alternate fitting for the North American market. | | | | SLSA-1 Suspensions |

► This spec sheet was adapted for print from our website. Additional information and photos are available at www.anver.com. 6052401

36 Parmenter Road • Hudson MA 01749 USA • 978-568-0221 • 800-654-3500 • FAX 978-568-1570 • www.anver.com • E-Mail: sales@anver.com

Vacuum Cups and Suction Cups

Generic P-Style / F Series Flat Vacuum Cups



| Vacuum Cup Description and Part Number | Dimensional Dwg. | Static* Dia. in. (mm) | Static* Height in. (mm) | Load Capacity at 24 in. Hg (609.6mm Hg) 2:1 safety factor lb (kg) | Pull-Off Capacity at 27 in. Hg (685.6mm Hg) 1:1 safety factor lb (kg) | Associated Level Compensator/ Suspension |
|--|------------------|---|-------------------------|---|---|--|
| F20 Cups | | | | | | |
| F20-NEO A-3150126 | | 0.87 (22.1) | 0.30 (8.0) | 1.87 (0.85) | 4.20 (1.91) | SLSA-1 or 2 Suspensions |
| F20-SIT A-3150126S | | 0.87 (22.1) | 0.30 (8.0) | 1.87 (0.85) | 4.20 (1.91) | SLSA-1 or 2 Suspensions |
| F20 Cups with 20-30 Fitting | | | | | | |
| F20-NEO/1PC FITTING A-3150015A | | 0.87 (22.1) | 0.70 (18.0) | 1.87 (0.85) | 4.20 (1.91) | SLSA-1 or 2 Suspensions |
| F20-SIT/1PC FITTING A-3150015SA | | 0.87 (22.1) | 0.70 (18.0) | 1.87 (0.85) | 4.20 (1.91) | SLSA-1 or 2 Suspensions |
| F20 Cups with 20-30 Connection Plate | | | | | | |
| F20-NEO/FIT/ SCREEN A-3150015 | | 0.87 (22.1) | 0.60 (16.0) | 1.87 (0.85) | 4.20 (1.91) | SLSA-1 or 2 Suspensions |
| F20-SIT/FIT/ SCREEN A-3150015S | | 0.87 (22.1) | 0.60 (16.0) | 1.87 (0.85) | 4.20 (1.91) | SLSA-1 or 2 Suspensions |
| Fittings for F20 Cups | | | | | | |
| 20-30 FITTING A-3150196 | | For SLSA-1 Suspensions, use the HSHN5 Double Male 5 mm adapter. For SLSA-2 Suspensions, use the HS18-18F-G Double Female G 1/8" adapter. | | | | SLSA-1 or 2 Suspensions |
| 20-30 STRENGTHENING RING SILICONE A-0101084 | | The 20-30 Strengthening Ring is used with the above 20-30 Fitting. It simply stretches on and snaps in place. Included with cups which use the one-piece fitting. | | | | SLSA-1 or 2 Suspensions |

6052401 This spec sheet was adapted for print from our website. Additional information and photos are available at www.anver.com.

36 Parmenter Road • Hudson MA 01749 USA • 978-568-0221 • 800-654-3500 • FAX 978-568-1570 • www.anver.com • E-Mail: sales@anver.com



Vacuum Cups and Suction Cups

Generic P-Style / F Series Flat Vacuum Cups

| Vacuum Cup Description and Part Number | Dimensional Dwg. | Static* Dia. in. (mm) | Static* Height in. (mm) | Load Capacity at 24 in. Hg (609.6mm Hg) 2:1 safety factor lb (kg) | Pull-Off Capacity at 27 in. Hg (685.6mm Hg) 1:1 safety factor lb (kg) | Associated Level Compensator/ Suspension |
|---|------------------|-----------------------|-------------------------|---|---|--|
| Fittings for F20 Cups | | | | | | |
| 20-30 CONNECTION PLATE A-3150141 | | | | For SLSA-1 Suspensions, use the HSHN5 Double Male 5 mm adapter. For SLSA-2 Suspensions, use the HS18-18F-G Double Female G 1/8" adapter. | | SLSA-1 or 2 Suspensions |
| 20-30 LOCKING SPACER A-3150140 | | | | The 20-30 Locking Spacer is used with the above 20-30 Connection Plate. It presses in from the bottom. | | SLSA-1 or 2 Suspensions |
| F25 Cups | | | | | | |
| F25-NEO A-3150127 | | 1.08 (27.5) | 0.30 (9.0) | 2.49 (1.13) | 5.60 (2.54) | SLSA-1 or 2 Suspensions |
| F25-SIT A-3150127S | | 1.08 (27.5) | 0.30 (9.0) | 2.49 (1.13) | 5.60 (2.54) | SLSA-1 or 2 Suspensions |
| F25 Cups with 20-30 Fitting | | | | | | |
| F25-NEO/1PC FITTING A-3150016A | | 1.08 (27.5) | 0.70 (19.0) | 2.49 (1.13) | 5.60 (2.54) | SLSA-1 or 2 Suspensions |
| F25-SIT/1PC FITTING A-3150016SA | | 1.08 (27.5) | 0.70 (19.0) | 2.49 (1.13) | 5.60 (2.54) | SLSA-1 or 2 Suspensions |
| F25 Cups with 20-30 Connection Plate | | | | | | |
| F25-NEO/FIT/SCREEN A-3150016 | | 1.08 (27.5) | 0.70 (17.0) | 2.49 (1.13) | 5.60 (2.54) | SLSA-1 or 2 Suspensions |
| F25-SIT/FIT/SCREEN A-3150016S | | 1.08 (27.5) | 0.70 (17.0) | 2.49 (1.13) | 5.60 (2.54) | SLSA-1 or 2 Suspensions |

► This spec sheet was adapted for print from our website. Additional information and photos are available at www.anver.com. 6052401

36 Parmenter Road • Hudson MA 01749 USA • 978-568-0221 • 800-654-3500 • FAX 978-568-1570 • www.anver.com • E-Mail: sales@anver.com

Vacuum Cups and Suction Cups

Generic P-Style / F Series Flat Vacuum Cups



| Vacuum Cup Description and Part Number | Dimensional Dwg. | Static* Dia. in. (mm) | Static* Height in. (mm) | Load Capacity at 24 in. Hg (609.6mm Hg) 2:1 safety factor lb (kg) | Pull-Off Capacity at 27 in. Hg (685.6mm Hg) 1:1 safety factor lb (kg) | Associated Level Compensator/ Suspension |
|--|------------------|-----------------------|-------------------------|---|---|--|
| Fittings for F25 Cups | | | | | | |
| 20-30 FITTING A-3150196 | | | | For SLSA-1 Suspensions, use the HSHN5 Double Male 5 mm adapter. For SLSA-2 Suspensions, use the HS18-18F-G Double Female G 1/8" adapter. | | SLSA-1 or 2 Suspensions |
| 20-30 STRENGTHENING RING SILICONE A-0101084 | | | | The 20-30 Strengthening Ring is used with the above 20-30 Fitting. It simply stretches on and snaps in place. Included with cups which use the one-piece fitting. | | SLSA-1 or 2 Suspensions |
| 20-30 CONNECTION PLATE A-3150141 | | | | For SLSA-1 Suspensions, use the HSHN5 Double Male 5 mm adapter. For SLSA-2 Suspensions, use the HS18-18F-G Double Female G 1/8" adapter. | | SLSA-1 or 2 Suspensions |
| 20-30 LOCKING SPACER A-3150140 | | | | The 20-30 Locking Spacer is used with the above 20-30 Connection Plate. It presses in from the bottom. | | SLSA-1 or 2 Suspensions |
| F30 Cups | | | | | | |
| F30-NEO A-3150239 | | 1.25 (31.6) | 0.40 (10.0) | 3.11 (1.41) | 7.00 (3.18) | SLSA-1 or 2 Suspensions |
| F30-SIT A-3150239S | | 1.25 (31.6) | 0.40 (10.0) | 3.11 (1.41) | 7.00 (3.18) | SLSA-1 or 2 Suspensions |
| F30 Cups with 20-30 Fitting | | | | | | |
| F30-NEO/1 PC FITTING A-3250036A | | 1.25 (31.6) | 0.70 (17.0) | 3.11 (1.41) | 7.00 (3.18) | SLSA-1 or 2 Suspensions |
| F30-SIT/1PC FITTING A-3250036SA | | 1.25 (31.6) | 0.70 (17.0) | 3.11 (1.41) | 7.00 (3.18) | SLSA-1 or 2 Suspensions |

6052401 ► This spec sheet was adapted for print from our website. Additional information and photos are available at www.anver.com.

36 Parmenter Road • Hudson MA 01749 USA • 978-568-0221 • 800-654-3500 • FAX 978-568-1570 • www.anver.com • E-Mail: sales@anver.com



Vacuum Cups and Suction Cups

Generic P-Style / F Series Flat Vacuum Cups

| Vacuum Cup Description and Part Number | Dimensional Dwg. | Static* Dia. in. (mm) | Static* Height in. (mm) | Load Capacity at 24 in. Hg (609.6mm Hg) 2:1 safety factor lb (kg) | Pull-Off Capacity at 27 in. Hg (685.6mm Hg) 1:1 safety factor lb (kg) | Associated Level Compensator/ Suspension |
|--|------------------|---|-------------------------|---|---|--|
| F30 Cups with 20-30 Connection Plate | | | | | | |
| F30-NEO/FIT/ SCREEN A-3250036 | | 1.25 (31.6) | 0.70 (18.0) | 3.11 (1.41) | 7.00 (3.18) | SLSA-1 or 2 Suspensions |
| F30-SIT/FIT/ SCREEN A-3250036S | | 1.25 (31.6) | 0.70 (18.0) | 3.11 (1.41) | 7.00 (3.18) | SLSA-1 or 2 Suspensions |
| Fittings for F30 Cups | | | | | | |
| 20-30 FITTING A-3150196 | | For SLSA-1 Suspensions, use the HSHN5 Double Male 5 mm adapter. For SLSA-2 Suspensions, use the HS18-18F-G Double Female G 1/8" adapter. | | | | SLSA-1 or 2 Suspensions |
| 20-30 STRENGTHENING RING SILICONE A-0101084 | | The 20-30 Strengthening Ring is used with the above 20-30 Fitting. It simply stretches on and snaps in place. Included with cups which use the one-piece fitting. | | | | SLSA-1 or 2 Suspensions |
| 20-30 CONNECTION PLATE A-3150141 | | For SLSA-1 Suspensions, use the HSHN5 Double Male 5 mm adapter. For SLSA-2 Suspensions, use the HS18-18F-G Double Female G 1/8" adapter. | | | | SLSA-1 or 2 Suspensions |
| 20-30 LOCKING SPACER A-3150140 | | The 20-30 Locking Spacer is used with the above 20-30 Connection Plate. It presses in from the bottom. | | | | SLSA-1 or 2 Suspensions |
| F40 Cups | | | | | | |
| F40-NEO A-3150129P | | 1.66 (42.1) | 0.50 (13.0) | 4.89 (2.22) | 11.00 (4.99) | SLSA-2 Suspensions |
| F40-SIT A-3150129S | | 1.66 (42.1) | 0.50 (13.0) | 4.89 (2.22) | 11.00 (4.99) | SLSA-2 Suspensions |

► This spec sheet was adapted for print from our website. Additional information and photos are available at www.anver.com. 6052401

36 Parmenter Road • Hudson MA 01749 USA • 978-568-0221 • 800-654-3500 • FAX 978-568-1570 • www.anver.com • E-Mail: sales@anver.com

Vacuum Cups and Suction Cups

Generic P-Style / F Series Flat Vacuum Cups



| Vacuum Cup Description and Part Number | Dimensional Dwg. | Static* Dia. in. (mm) | Static* Height in. (mm) | Load Capacity at 24 in. Hg (609.6mm Hg) 2:1 safety factor lb (kg) | Pull-Off Capacity at 27 in. Hg (685.6mm Hg) 1:1 safety factor lb (kg) | Associated Level Compensator/ Suspension |
|---|------------------|---|-------------------------|---|---|--|
| F40 Cups with 40/30-2/BL30 Fitting | | | | | | |
| F40-NEO/1PC FITTING A-3150018PA | | 1.66 (42.1) | 0.80 (21.0) | 4.89 (2.22) | 11.00 (4.99) | SLSA-2 Suspensions |
| F40-SIT/1PC FITTING A-3150018SA | | 1.66 (42.1) | 0.80 (21.0) | 4.89 (2.22) | 11.00 (4.99) | SLSA-2 Suspensions |
| F40 Cups with 40 Connection Plate | | | | | | |
| F40-NEO/FIT/ SCREEN A-3150018P | | 1.66 (42.1) | 0.90 (22.0) | 4.89 (2.22) | 11.00 (4.99) | SLSA-2 Suspensions |
| F40-SIT/FIT/ SCREEN A-3150018S | | 1.66 (42.1) | 0.90 (22.0) | 4.89 (2.22) | 11.00 (4.99) | SLSA-2 Suspensions |
| Fittings for F40 Cups | | | | | | |
| 40/30-2/BL30 FITTING A-3250001 | | The 40/30-2/BL30 FITTING uses a Strengthening Ring 40. It allows you to screw directly into any of the SLSA-2 Suspensions which have a male G 1/8" NPS Thread. | | | | SLSA-2 Suspensions |
| STRENGTHENING RING SILICONE 40 A-0101085 | | The Strengthening Ring 40 is used with the above 40/30-2/BL30 Fitting. It simply stretches on and snaps in place. Included with cups which use the one-piece fitting. | | | | SLSA-2 Suspensions |
| 40 CONNECTION PLATE A-3150143 | | The 40 Connection Plate uses a 40 Locking Spacer. It allows you to screw directly into any of the SLSA-2 Suspensions which have a male G 1/8" Thread. | | | | SLSA-2 Suspensions |
| 40 LOCKING SPACER A-3150142 | | The 40 Locking Spacer is used with the above 40 Connection Plate. It presses in from the bottom. | | | | SLSA-2 Suspensions |

6052401 ► This spec sheet was adapted for print from our website. Additional information and photos are available at www.anver.com.

36 Parmenter Road • Hudson MA 01749 USA • 978-568-0221 • 800-654-3500 • FAX 978-568-1570 • www.anver.com • E-Mail: sales@anver.com



Vacuum Cups and Suction Cups

Generic P-Style / F Series Flat Vacuum Cups

| Vacuum Cup Description and Part Number | Dimensional Dwg. | Static* Dia. in. (mm) | Static* Height in. (mm) | Load Capacity at 24 in. Hg (609.6mm Hg) 2:1 safety factor lb (kg) | Pull-Off Capacity at 27 in. Hg (685.6mm Hg) 1:1 safety factor lb (kg) | Associated Level Compensator/ Suspension |
|---|------------------|---|-------------------------|---|---|--|
| F50 Cups | | | | | | |
| F50-NEO A-3150130P | | 2.10 (52.8) | 0.70 (17.5) | 9.33 (4.23) | 21.00 (9.53) | SLSA-2 Suspensions |
| F50-SIT A-3150130S | | 2.10 (52.8) | 0.70 (17.5) | 9.33 (4.23) | 21.00 (9.53) | SLSA-2 Suspensions |
| F50 Cups with 50 Fitting | | | | | | |
| F50-NEO/1PC FITTING A-3150019PA | | 2.10 (52.8) | 1.10 (27.0) | 9.33 (4.23) | 21.00 (9.53) | SLSA-2 Suspensions |
| F50-SIT/1PC FITTING A-3150019SA | | 2.10 (52.8) | 1.10 (27.0) | 9.33 (4.23) | 21.00 (9.53) | SLSA-2 Suspensions |
| F50 Cups with 50 Connection Plate | | | | | | |
| F50-NEO/FIT/ SCREEN A-3150019P | | 2.10 (52.8) | 1.00 (26.0) | 9.33 (4.23) | 21.00 (9.53) | SLSA-2 Suspensions |
| F50-SIT/FIT/ SCREEN A-3150019S | | 2.10 (52.8) | 1.00 (26.0) | 9.33 (4.23) | 21.00 (9.53) | SLSA-2 Suspensions |
| Fittings for F50 Cups | | | | | | |
| 50/50-2 FITTING A-05AG | | The 50/50-2 Fitting is utilized with a Strengthening Ring 50. It allows you to screw directly into any of the SLSA-2 Suspensions which have a male G 1/8" Thread. | | | | SLSA-2 Suspensions |
| STRENGTHENING RING SILICONE 50 A-0101086 | | The Strengthening Ring 50 is used with the above 50/50-2 Fitting. It simply stretches on and snaps in place. Included with cups which use the one-piece fitting. | | | | SLSA-2 Suspensions |

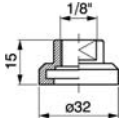
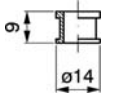
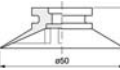
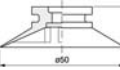
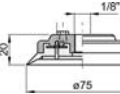
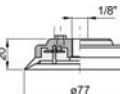
► This spec sheet was adapted for print from our website. Additional information and photos are available at www.anver.com. 6052401

36 Parmenter Road • Hudson MA 01749 USA • 978-568-0221 • 800-654-3500 • FAX 978-568-1570 • www.anver.com • E-Mail: sales@anver.com

Vacuum Cups and Suction Cups



Generic P-Style / F Series Flat Vacuum Cups

| Vacuum Cup Description and Part Number | Dimensional Dwg. | Static* Dia. in. (mm) | Static* Height in. (mm) | Load Capacity at 24 in. Hg (609.6mm Hg) 2:1 safety factor lb (kg) | Pull-Off Capacity at 27 in. Hg (685.6mm Hg) 1:1 safety factor lb (kg) | Associated Level Compensator/ Suspension |
|--|---|-----------------------|-------------------------|---|---|--|
| Fittings for F50 Cups | | | | | | |
| 50 CONNECTION PLATE A-3150145 |  | | | The 50 Connection Plate uses a 50 Locking Spacer. It allows you to screw directly into any of the SLSA-2 Suspensions which have a male G 1/8" Thread. | | SLSA-2 Suspensions |
| 50 LOCKING SPACER A-3150144 |  | | | The 50 Locking Spacer is used with the above 50 Connection Plate. It presses in from the bottom. | | SLSA-2 Suspensions |
| F75 Cups | | | | | | |
| F75-NEO A-3150131P |  | 3.02 (76.5) | 0.60 (14.0) | 26.67 (12.10) | 60.00 (27.22) | SLSA-2 Suspensions |
| F75-SIT A-3150131S |  | 3.02 (76.5) | 0.60 (14.0) | 26.67 (12.10) | 60.00 (27.22) | SLSA-2 Suspensions |
| F75 Cups with 75 Fitting | | | | | | |
| F75-NEO/FIT/SCREEN 1/8 A-3250032P |  | 3.02 (76.5) | 0.80 (20.0) | 26.67 (12.10) | 60.00 (27.22) | SLSA-2 Suspensions |
| F75-SIT/FIT/SCREEN 1/8 A-3250032S |  | 3.03 (77.0) | 0.80 (20.0) | 26.67 (12.10) | 60.00 (27.22) | SLSA-2 Suspensions |

6052401 This spec sheet was adapted for print from our website. Additional information and photos are available at www.anver.com.

36 Parmenter Road • Hudson MA 01749 USA • 978-568-0221 • 800-654-3500 • FAX 978-568-1570 • www.anver.com • E-Mail: sales@anver.com



Vacuum Cups and Suction Cups

Generic P-Style / F Series Flat Vacuum Cups

| Vacuum Cup Description and Part Number | Dimensional Dwg. | Static* Dia. in. (mm) | Static* Height in. (mm) | Load Capacity at 24 in. Hg (609.6mm Hg) 2:1 safety factor lb (kg) | Pull-Off Capacity at 27 in. Hg (685.6mm Hg) 1:1 safety factor lb (kg) | Associated Level Compensator/ Suspension |
|--|------------------|---|-------------------------|---|---|--|
| F75 Cups with 75 Connection Plate | | | | | | |
| F75-NEO/CON PLATE A-3150037P | | 3.02 (76.5) | 0.60 (14.0) | 26.67 (12.10) | 60.00 (27.22) | SLSA-2 Suspensions |
| F75-SIT/CON PLATE A-3150037S | | 3.02 (76.5) | 0.60 (14.0) | 26.67 (12.10) | 60.00 (27.22) | SLSA-2 Suspensions |
| Fittings for F75 Cups | | | | | | |
| 75 CONNECTION PLATE 1/8 A-3150043 | | The 75 Connection Plate 1/8 is to be imbedded in the 75 Series suction cup's rubber portion allowing the 75 Fitting 1/8" to be held in place. | | | | SLSA-2 Suspensions |
| 75 FITTING 1/8" A-3250006 | | The 75 Fitting 1/8" with 1/8" female center port connection with optional M5 (10/32) female port often used as a blow-off port. | | | | SLSA-2 Suspensions |
| F110 Cups | | | | | | |
| F110-NEO A-3150132P | | 4.30 (112.5) | 0.70 (19.0) | 56.00 (25.40) | 126.00 (57.15) | SLSA-2 Suspensions |
| F110-SIT A-3150132S | | 4.30 (112.5) | 0.70 (19.0) | 56.00 (25.40) | 126.00 (57.15) | SLSA-2 Suspensions |
| F110 Cups with 110 Fitting | | | | | | |
| F110-NEO/FIT/SCREEN A-3150021P | | 4.30 (112.5) | 1.00 (26.0) | 56.00 (25.40) | 126.00 (57.15) | SLSA-2 Suspensions |
| F110-SIT/FIT/SCREEN A-3150021S | | 4.30 (112.5) | 1.00 (26.0) | 56.00 (25.40) | 126.00 (57.15) | SLSA-2 Suspensions |

► This spec sheet was adapted for print from our website. Additional information and photos are available at www.anver.com. 6052401

36 Parmenter Road • Hudson MA 01749 USA • 978-568-0221 • 800-654-3500 • FAX 978-568-1570 • www.anver.com • E-Mail: sales@anver.com

Vacuum Cups and Suction Cups



Generic P-Style / F Series Flat Vacuum Cups

| Vacuum Cup Description and Part Number | Dimensional Dwg. | Static* Dia. in. (mm) | Static* Height in. (mm) | Load Capacity at 24 in. Hg (609.6mm Hg) 2:1 safety factor lb (kg) | Pull-Off Capacity at 27 in. Hg (685.6mm Hg) 1:1 safety factor lb (kg) | Associated Level Compensator/ Suspension |
|--|------------------|--|-------------------------|---|---|--|
| F110 Cups with 110 Connection Plate | | | | | | |
| F110-NEO/CON PLATE A-3150038P | | 4.30 (112.5) | 0.70 (19.0) | 56.00 (25.40) | 126.00 (57.15) | SLSA-2 Suspensions |
| F110-SIT/CON PLATE A-3150038S | | 4.30 (112.5) | 0.60 (14.0) | 56.00 (25.40) | 126.00 (57.15) | SLSA-2 Suspensions |
| Fittings for 110 Cups | | | | | | |
| 110 FITTING 1/2" A-3250007 | | The 110 Fitting 1/2" with 1/2" female center port connection with optional NPSF 1/8" female port often used as a blow-off port. | | | | SLSA-2 Suspensions |
| 110 CONNECTION PLATE A-3150044 | | The 110 Connection Plate is to be imbedded in the 110 Series suction cup's rubber portion allowing the 110 Fitting 1/2" to be held in place. | | | | SLSA-2 Suspensions |
| F150 Cups | | | | | | |
| F150-NEO A-3150133P | | 6.13 (155.6) | 1.00 (25.0) | 106.67 (48.38) | 240.00 (108.86) | SLSA-2 Suspensions |
| F150-SIT A-3150133S | | 6.13 (155.6) | 1.00 (25.0) | 106.67 (48.38) | 240.00 (108.86) | SLSA-2 Suspensions |
| F150 Cups with 150 Fitting | | | | | | |
| F150-NEO/FIT/SCREEN A-3150022P | | 6.13 (155.6) | 1.00 (25.0) | 106.67 (48.38) | 240.00 (108.86) | SLSA-2 Suspensions |
| F150-SIT/FIT/SCREEN A-3150022S | | 6.13 (155.6) | 1.00 (25.0) | 106.67 (48.38) | 240.00 (108.86) | SLSA-2 Suspensions |

6052401 This spec sheet was adapted for print from our website. Additional information and photos are available at www.anver.com.

36 Parmenter Road • Hudson MA 01749 USA • 978-568-0221 • 800-654-3500 • FAX 978-568-1570 • www.anver.com • E-Mail: sales@anver.com

Vacuum Cups and Suction Cups

Generic P-Style / F Series Flat Vacuum Cups

| Vacuum Cup Description and Part Number | Dimensional Dwg. | Static* Dia. in. (mm) | Static* Height in. (mm) | Load Capacity at 24 in. Hg (609.6mm Hg) 2:1 safety factor lb (kg) | Pull-Off Capacity at 27 in. Hg (685.6mm Hg) 1:1 safety factor lb (kg) | Associated Level Compensator/ Suspension |
|--|------------------|--|-------------------------|---|---|--|
| F150 Cups with 150 Connection Plate | | | | | | |
| F150-NEO/CON PLATE A-3150039P | | 6.13 (155.6) | 1.00 (25.0) | 106.67 (48.38) | 240.00 (108.86) | SLSA-2 Suspensions |
| F150-SIT/CON PLATE A-3150039S | | 6.13 (155.6) | 1.00 (25.0) | 106.67 (48.38) | 240.00 (108.86) | SLSA-2 Suspensions |
| Fittings for F150 Cups | | | | | | |
| 150 CONNECTION PLATE A-3150045 | | The 150 Connection Plate is to be imbedded in the 150 Series suction cup's rubber portion allowing the 150 Fitting 1/2" to be held in place. | | | | SLSA-2 Suspensions |
| 150 FITTING 1/2" A-3250008 | | The 150 Fitting 1/2" with 1/2" female center port connection with optional NPSF 1/8" female port often used as a blow-off port. | | | | SLSA-2 Suspensions |

* All cups shown above are identical in size and shape to other manufacturers' cups. The 'static' columns represent the cup dimensions without a load as given by other manufacturers.

Note: The "G" thread is a straight pipe thread also known as BSPP, BSP, NPS or "G", commonly used in Europe, Asia and most of the world. For more information about the common pipe threads used by ANVER, please [Click Here](#).