




Vacuum Cups and Suction Cups

Generic P-Style / U Series Universal Vacuum Cups



ANVER-Made Generic Replacements of P-Style Vacuum Cups and Suction Cups

For general purpose use on flat or slightly curved surfaces.

Available in sizes from 0.21 to 2.03 inches (5.2 to 51.6 mm).

Vacuum Cup Description and Part Number	Dimensional Dwg.	Static* Dia. in. (mm)	Compressed* Dia. in. (mm)	Static* Height in. (mm)	Compressed* Height in. (mm)	Load Capacity at 24 in. Hg (609.6mm Hg) 2:1 safety factor lb (kg)	Pull-Off Capacity at 27 in. Hg (685.6mm Hg) 1:1 safety factor lb (kg)	Associated Level Compensator/ Suspension
U4 Cups								
U4-NEO A-3150114		0.21 (5.2)	0.22 (5.5)	0.26 (6.6)	0.25 (6.4)	0.13 (0.06)	0.29 (0.13)	SLSA-1 Suspensions
U4-SIT A-3150114S		0.21 (5.2)	0.22 (5.5)	0.26 (6.6)	0.25 (6.4)	0.13 (0.06)	0.29 (0.13)	SLSA-1 Suspensions
U4 Cups with 4-8 Fitting								
U4-NEO/ FITTING A-3150059		0.21 (5.2)	0.22 (5.5)	N/A	N/A	0.13 (0.06)	0.29 (0.13)	SLSA-1 Suspensions
U4-SIT/ FITTING A-3150059S		0.21 (5.2)	0.22 (5.5)	N/A	N/A	0.13 (0.06)	0.29 (0.13)	SLSA-1 Suspensions
Fittings for U4 Cups								
4-8 FITTING M5 MALE A-3107031		The 4-8 Fitting M5 Male fitting is a 5 mm Male. It allows you to screw directly into any of the SLSA-1 Suspensions. Comes with washer.						SLSA-1 Suspensions
4-8 BARBED 10/32 MALE A-3107031-10/32		The 4-8 Barbed Fitting Male allows you to screw directly into any of the SLSA-1 Suspensions which are 5 mm female. Featuring an improved barb design, it fits all the same cups as the 4-8 Fitting, but in a 10-32 UNF version. Comes with a captured O-ring for a vacuum tight seal. A popular fitting for the North American market.						SLSA-1 Suspensions

► This spec sheet was adapted for print from our website. Additional information and photos are available at www.anver.com. 6052401

Vacuum Cups and Suction Cups



Generic P-Style / U Series Universal Vacuum Cups

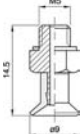
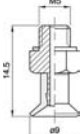
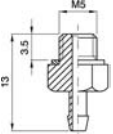
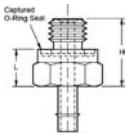
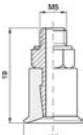
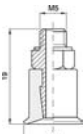
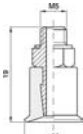
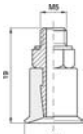
Vacuum Cup Description and Part Number	Dimensional Dwg.	Static* Dia. in. (mm)	Compressed* Dia. in. (mm)	Static* Height in. (mm)	Compressed* Height in. (mm)	Load Capacity at 24 in. Hg (609.6mm Hg) 2:1 safety factor lb (kg)	Pull-Off Capacity at 27 in. Hg (685.6mm Hg) 1:1 safety factor lb (kg)	Associated Level Compensator Suspension
U6 Cups								
U6-NEO A-3150115		0.21 (5.2)	0.22 (5.5)	0.26 (6.6)	0.25 (6.4)	0.13 (0.06)	0.29 (0.13)	SLSA-1 Suspensions
U6-SIT A-3150115S		0.21 (5.2)	0.22 (5.5)	0.26 (6.6)	0.25 (6.4)	0.13 (0.06)	0.29 (0.13)	SLSA-1 Suspensions
U6 Cups with 4-8 Fitting								
U6-NEO/ FITTING A-3150003		0.21 (5.2)	0.22 (5.5)	N/A	N/A	0.13 (0.06)	0.29 (0.13)	SLSA-1 Suspensions
U6-SIT/ FITTING A-3150003S		0.21 (5.2)	0.22 (5.5)	N/A	N/A	0.13 (0.06)	0.29 (0.13)	SLSA-1 Suspensions
Fitting for U6 Cups								
4-8 FITTING M5 MALE A-3107031		The 4-8 Fitting M5 Male fitting is a 5 mm Male. It allows you to screw directly into any of the SLSA-1 Suspensions. Comes with washer.						SLSA-1 Suspensions
4-8 BARBED 10/32 MALE A-3107031-10/32		The 4-8 Barbed Fitting Male allows you to screw directly into any of the SLSA-1 Suspensions which are 5 mm female. Featuring an improved barb design, it fits all the same cups as the 4-8 Fitting, but in a 10-32 UNF version. Comes with a captured O-ring for a vacuum tight seal. A popular fitting for the North American market.						SLSA-1 Suspensions
U8 Cups								
U8-NEO A-3150116		0.38 (9.5)	0.39 (10.0)	0.28 (7.1)	0.23 (5.8)	0.39 (0.18)	0.87 (0.39)	SLSA-1 Suspensions
U8-SIT A-3150116S		0.38 (9.5)	0.39 (10.0)	0.28 (7.1)	0.23 (5.8)	0.39 (0.18)	0.87 (0.39)	SLSA-1 Suspensions

6052401 ➔ This spec sheet was adapted for print from our website. Additional information and photos are available at www.anver.com.



Vacuum Cups and Suction Cups

Generic P-Style / U Series Universal Vacuum Cups

Vacuum Cup Description and Part Number	Dimensional Dwg.	Static* Dia. in. (mm)	Compressed* Dia. in. (mm)	Static* Height in. (mm)	Compressed* Height in. (mm)	Load Capacity at 24 in. Hg (609.6mm Hg) 2:1 safety factor lb (kg)	Pull-Off Capacity at 27 in. Hg (685.6mm Hg) 1:1 safety factor lb (kg)	Associated Level Compensator Suspension
U8 Cups with 4-8 Fitting								
U8-NEO/ FITTING A-3150004		0.38 (9.5)	0.39 (10.0)	N/A	N/A	0.39 (0.18)	0.87 (0.39)	SLSA-1 Suspensions
U8-SIT/ FITTING A-3150004S		0.38 (9.5)	0.39 (10.0)	N/A	N/A	0.39 (0.18)	0.87 (0.39)	SLSA-1 Suspensions
Fitting for U8 Cups								
4-8 FITTING M5 MALE A-3107031		The 4-8 Fitting M5 Male fitting is a 5 mm Male. It allows you to screw directly into any of the SLSA-1 Suspensions. Comes with washer.						SLSA-1 Suspensions
4-8 BARBED 10/32 MALE A-3107031-10/32		The 4-8 Barbed Fitting Male allows you to screw directly into any of the SLSA-1 Suspensions which are 5 mm female. Featuring an improved barb design, it fits all the same cups as the 4-8 Fitting, but in a 10-32 UNF version. Comes with a captured O-ring for a vacuum tight seal. A popular fitting for the North American market.						SLSA-1 Suspensions
U10 Cups								
U10-NEO A-3150117		0.44 (11.1)	0.44 (11.1)	0.42 (10.5)	0.37 (9.4)	0.67 (0.30)	1.50 (0.68)	SLSA-1 Suspensions
U10-SIT A-3150117S		0.44 (11.1)	0.44 (11.1)	0.42 (10.5)	0.37 (9.4)	0.67 (0.30)	1.50 (0.68)	SLSA-1 Suspensions
U10 Cups with 10-15 Fitting								
U10-NEO/ FITTING A-3150005		0.44 (11.1)	0.44 (11.1)	N/A	N/A	0.67 (0.30)	1.50 (0.68)	SLSA-1 Suspensions
U10-SIT/ FITTING A-3150005S		0.44 (11.1)	0.44 (11.1)	N/A	N/A	0.67 (0.30)	1.50 (0.68)	SLSA-1 Suspensions

► This spec sheet was adapted for print from our website. Additional information and photos are available at www.anver.com. 6052401
 36 Parmenter Road • Hudson MA 01749 USA • 978-568-0221 • 800-654-3500 • FAX 978-568-1570 • www.anver.com • E-Mail: sales@anver.com

Vacuum Cups and Suction Cups



Generic P-Style / U Series Universal Vacuum Cups

Vacuum Cup Description and Part Number	Dimensional Dwg.	Static* Dia. in. (mm)	Compressed* Dia. in. (mm)	Static* Height in. (mm)	Compressed* Height in. (mm)	Load Capacity at 24 in. Hg (609.6mm Hg) 2:1 safety factor lb (kg)	Pull-Off Capacity at 27 in. Hg (685.6mm Hg) 1:1 safety factor lb (kg)	Associated Level Compensator Suspension
Fitting for U10 Cups								
BM5 FITTING M5 MALE Replaces 10-15 FITTING A-3107030		The BM5 FITTING M5 MALE is an improved 5 mm male fitting with captured O-ring which replaces the older 10-15 FITTING M5 MALE. It allows you to screw directly into any of the SLSA-1 Suspensions.						SLSA-1 Suspensions
10-32 FITTING UNF MALE BM10-32		The 10-32 Fitting UNF Male is a 10-32 UNF Male fitting. It allows you to screw directly into any of the SLSA-1 Suspensions. Fits all the same cups as the 10-15 Fitting above, but in a 10-32 UNF version. Comes with captured O-ring for a vacuum tight seal. Popular alternate fitting for the North American market.						SLSA-1 Suspensions
U15 Cups								
U15-NEO A-3150118		00.66 (16.8)	0.70 (17.6)	0.48 (12.0)	0.38 (9.5)	1.11 (0.50)	2.50 (1.13)	SLSA-1 Suspensions
U15-SIT A-3150118S		0.66 (16.8)	0.70 (17.6)	0.48 (12.0)	0.38 (9.5)	1.11 (0.50)	2.50 (1.13)	SLSA-1 Suspensions
U15 Cups with Fitting								
U15-NEO/ FITTING A-3150006		00.66 (16.8)	0.70 (17.6)	N/A	N/A	1.11 (0.50)	2.50 (1.13)	SLSA-1 Suspensions
U15-SIT/ FITTING A-3150006S		0.66 (16.8)	0.70 (17.6)	N/A	N/A	1.11 (0.50)	2.50 (1.13)	SLSA-1 Suspensions
Fitting for U15 Cups								
BM5 FITTING M5 MALE Replaces 10-15 FITTING A-3107030		The BM5 FITTING M5 MALE is an improved 5 mm male fitting with captured O-ring which replaces the older 10-15 FITTING M5 MALE. It allows you to screw directly into any of the SLSA-1 Suspensions.						SLSA-1 Suspensions
10-32 FITTING UNF MALE BM10-32		The 10-32 Fitting UNF Male is a 10-32 UNF Male fitting. It allows you to screw directly into any of the SLSA-1 Suspensions. Fits all the same cups as the 10-15 Fitting above, but in a 10-32 UNF version. Comes with captured O-ring for a vacuum tight seal. Popular alternate fitting for the North American market.						SLSA-1 Suspensions

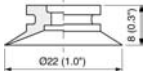
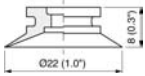
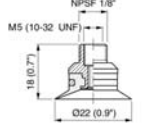
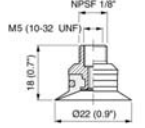
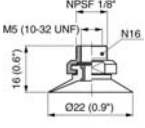
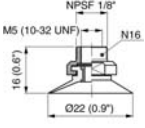
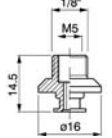
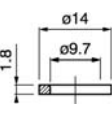
6052401 ➔ This spec sheet was adapted for print from our website. Additional information and photos are available at www.anver.com.

36 Parmenter Road • Hudson MA 01749 USA • 978-568-0221 • 800-654-3500 • FAX 978-568-1570 • www.anver.com • E-Mail: sales@anver.com



Vacuum Cups and Suction Cups

Generic P-Style / U Series Universal Vacuum Cups

Vacuum Cup Description and Part Number	Dimensional Dwg.	Static* Dia. in. (mm)	Compressed* Dia. in. (mm)	Static* Height in. (mm)	Compressed* Height in. (mm)	Load Capacity at 24 in. Hg (609.6mm Hg) 2:1 safety factor lb (kg)	Pull-Off Capacity at 27 in. Hg (685.6mm Hg) 1:1 safety factor lb (kg)	Associated Level Compensator Suspension
U20 Cups								
U20-NEO A-3150119		0.86 (21.8)	0.90 (22.9)	0.30 (7.6)	0.20 (5.0)	1.60 (0.73)	1.60 (0.73)	SLSA-1 or 2 Suspensions
U20-SIT A-3150119S		0.86 (21.8)	0.90 (22.9)	0.30 (7.6)	0.20 (5.0)	1.60 (0.73)	1.60 (0.73)	SLSA-1 or 2 Suspensions
U20 Cups with 20-30 Fitting								
U20-NEO/1PC FITTING A-3150007A		0.86 (21.8)	0.90 (22.9)	N/A	N/A	1.60 (0.73)	1.60 (0.73)	SLSA-1 or 2 Suspensions
U20-SIT/1PC FITTING A-3150007SA		0.86 (21.8)	0.90 (22.9)	N/A	N/A	1.60 (0.73)	1.60 (0.73)	SLSA-1 or 2 Suspensions
U20 Cups with 20-30 Connection Plate								
U20-NEO/FIT/SCREEN A-3150007		0.86 (21.8)	0.90 (22.9)	N/A	N/A	1.60 (0.73)	1.60 (0.73)	SLSA-1 or 2 Suspensions
U20-SIT/FIT/SCREEN A-3150007S		0.86 (21.8)	0.90 (22.9)	N/A	N/A	1.60 (0.73)	1.60 (0.73)	SLSA-1 or 2 Suspensions
Fittings for U20 Cups								
20-30 FITTING A-3150196		For SLSA-1 Suspensions, use the HSHN5 Double Male 5 mm adapter. For SLSA-2 Suspensions, use the HS18-18F-G Double Female G 1/8" adapter.						SLSA-1 or 2 Suspensions
20-30 STRENGTHENING RING SILICONE A-0101084		The 20-30 Strengthening Ring is used with the above 20-30 Fitting. It simply stretches on and snaps in place. Included with cups which use the one-piece fitting.						SLSA-1 or 2 Suspensions

► This spec sheet was adapted for print from our website. Additional information and photos are available at www.anver.com. 6052401

Vacuum Cups and Suction Cups



Generic P-Style / U Series Universal Vacuum Cups

Vacuum Cup Description and Part Number	Dimensional Dwg.	Static* Dia. in. (mm)	Compressed* Dia. in. (mm)	Static* Height in. (mm)	Compressed* Height in. (mm)	Load Capacity at 24 in. Hg (609.6mm Hg) 2:1 safety factor lb (kg)	Pull-Off Capacity at 27 in. Hg (685.6mm Hg) 1:1 safety factor lb (kg)	Associated Level Compensator Suspension	
Fitting for U20 Cups									
20-30 CONNECTION PLATE A-3150141								For SLSA-1 Suspensions, use the HSHN5 Double Male 5 mm adapter. For SLSA-2 Suspensions, use the HS18-18F-G Double Female G 1/8" adapter.	SLSA-1 or 2 Suspensions
20-30 LOCKING SPACER A-3150140								The 20-30 Locking Spacer is used with the above 20-30 Connection Plate. It presses in from the bottom.	SLSA-1 or 2 Suspensions
U30 Cups									
U30-NEO A-3150120P		1.26 (31.9)	1.29 (32.7)	0.40 (10.1)	0.21 (5.3)	2.98 (1.35)	6.70 (3.04)	SLSA-1 or 2 Suspensions	
U30-SIT A-3150120S		1.26 (31.9)	1.29 (32.7)	0.40 (10.1)	0.21 (5.3)	2.98 (1.35)	6.70 (3.04)	SLSA-1 or 2 Suspensions	
U30 Cups with 20-30 Fitting									
U30-NEO/1PC FITTING A-3150008PA		1.26 (31.9)	1.29 (32.7)	N/A	N/A	2.98 (1.35)	6.70 (3.04)	SLSA-1 or 2 Suspensions	
U30-SIT/1PC FITTING A-3150008SA		1.26 (31.9)	1.29 (32.7)	N/A	N/A	2.98 (1.35)	6.70 (3.04)	SLSA-1 or 2 Suspensions	
U30 Cups with 20-30 Connection Plate									
U30-NEO/FIT/SCREEN A-3150008		1.26 (31.9)	1.29 (32.7)	N/A	N/A	2.98 (1.35)	6.70 (3.04)	SLSA-1 or 2 Suspensions	
U30-SIT/FIT/SCREEN A-3150008S		1.26 (31.9)	1.29 (32.7)	N/A	N/A	2.98 (1.35)	6.70 (3.04)	SLSA-1 or 2 Suspensions	

6052401 ➔ This spec sheet was adapted for print from our website. Additional information and photos are available at www.anver.com.



Vacuum Cups and Suction Cups

Generic P-Style / U Series Universal Vacuum Cups

Vacuum Cup Description and Part Number	Dimensional Dwg.	Static* Dia. in. (mm)	Compressed* Dia. in. (mm)	Static* Height in. (mm)	Compressed* Height in. (mm)	Load Capacity at 24 in. Hg (609.6mm Hg) 2:1 safety factor lb (kg)	Pull-Off Capacity at 27 in. Hg (685.6mm Hg) 1:1 safety factor lb (kg)	Associated Level Compensator Suspension	
Fittings for U30 Cups									
20-30 FITTING A-3150196								For SLSA-1 Suspensions, use the HSHN5 Double Male 5 mm adapter. For SLSA-2 Suspensions, use the HS18-18F-G Double Female G 1/8" adapter.	SLSA-1 or 2 Suspensions
20-30 STRENGTHENING RING SILICONE A-0101084								The 20-30 Strengthening Ring is used with the above 20-30 Fitting. It simply stretches on and snaps in place. Included with cups which use the one-piece fitting.	SLSA-1 or 2 Suspensions
20-30 CONNECTION PLATE A-3150141								For SLSA-1 Suspensions, use the HSHN5 Double Male 5 mm adapter. For SLSA-2 Suspensions, use the HS18-18F-G Double Female G 1/8" adapter.	SLSA-1 or 2 Suspensions
20-30 LOCKING SPACER A-3150140								The 20-30 Locking Spacer is used with the above 20-30 Connection Plate. It presses in from the bottom.	SLSA-1 or 2 Suspensions
U40 Cups									
U40-NEO A-3150122P		1.65 (41.9)	1.73 (43.9)	0.53 (13.3)	0.30 (7.6)	4.89 (2.22)	11.00 (4.99)	SLSA-2 Suspensions	
U40-SIT A-3150122S		1.65 (41.9)	1.73 (43.9)	0.53 (13.3)	0.30 (7.6)	4.89 (2.22)	11.00 (4.99)	SLSA-2 Suspensions	
U40 Cups with 40/30-2/BL30 Fitting									
U40-NEO/1PC FITTING A-3150032PA		1.65 (41.9)	1.73 (43.9)	N/A	N/A	4.89 (2.22)	11.00 (4.99)	SLSA-2 Suspensions	
U40-SIT/1PC FITTING A-3150032SA		1.65 (41.9)	1.73 (43.9)	N/A	N/A	4.89 (2.22)	11.00 (4.99)	SLSA-2 Suspensions	

► This spec sheet was adapted for print from our website. Additional information and photos are available at www.anver.com. 6052401

Vacuum Cups and Suction Cups



Generic P-Style / U Series Universal Vacuum Cups

Vacuum Cup Description and Part Number	Dimensional Dwg.	Static* Dia. in. (mm)	Compressed* Dia. in. (mm)	Static* Height in. (mm)	Compressed* Height in. (mm)	Load Capacity at 24 in. Hg (609.6mm Hg) 2:1 safety factor lb (kg)	Pull-Off Capacity at 27 in. Hg (685.6mm Hg) 1:1 safety factor lb (kg)	Associated Level Compensator Suspension
U40 Cups with 40 Connection Plate								
U40-NEO/FIT/SCREEN A-3150032P		1.65 (41.9)	1.73 (43.9)	N/A	N/A	4.89 (2.22)	11.00 (4.99)	SLSA-2 Suspensions
U40-SIT/FIT/SCREEN A-3150032S		1.65 (41.9)	1.73 (43.9)	N/A	N/A	4.89 (2.22)	11.00 (4.99)	SLSA-2 Suspensions
Fittings for U40 Cups								
40/30-2/BL30 FITTING A-3250001		The 40/30-2/BL30 FITTING uses a Strengthening Ring 40. It allows you to screw directly into any of the SLSA-2 Suspensions which have a male G 1/8" Thread.						SLSA-2 Suspensions
STRENGTHENING RING SILICONE 40 A-0101085		The Strengthening Ring 40 is used with the above 40/30-2/BL30 Fitting. It simply stretches on and snaps in place. Included with cups which use the one-piece fitting.						SLSA-2 Suspensions
40 CONNECTION PLATE A-3150143		The 40 Connection Plate uses a 40 Locking Spacer. It allows you to screw directly into any of the SLSA-2 Suspensions which have a male G 1/8" Thread.						SLSA-2 Suspensions
40 LOCKING SPACER A-3150142		The 40 Locking Spacer is used with the above 40 Connection Plate. It presses in from the bottom.						SLSA-2 Suspensions
U50 Cups								
U50-NEO A-3150121P		2.03 (51.6)	2.12 (53.8)	0.70 (17.7)	0.40 (10.1)	8.89 (4.03)	20.00 (9.07)	SLSA-2 Suspensions
U50-SIT A-3150121S		2.03 (51.6)	2.12 (53.8)	0.70 (17.7)	0.40 (10.1)	8.89 (4.03)	20.00 (9.07)	SLSA-2 Suspensions

6052401 ➔ This spec sheet was adapted for print from our website. Additional information and photos are available at www.anver.com.



Vacuum Cups and Suction Cups

Generic P-Style / U Series Universal Vacuum Cups

Vacuum Cup Description and Part Number	Dimensional Dwg.	Static* Dia. in. (mm)	Compressed* Dia. in. (mm)	Static* Height in. (mm)	Compressed* Height in. (mm)	Load Capacity at 24 in. Hg (609.6mm Hg) 2:1 safety factor lb (kg)	Pull-Off Capacity at 27 in. Hg (685.6mm Hg) 1:1 safety factor lb (kg)	Associated Level Compensator Suspension
U50 Cups with 50/50-2 Fitting								
U50-NEO/1PC FITTING A-3150009PA		2.03 (51.6)	2.12 (53.8)	N/A	N/A	8.89 (4.03)	20.00 (9.07)	SLSA-2 Suspensions
U50-SIT/1PC FITTING A-3150009SA		2.03 (51.6)	2.12 (53.8)	N/A	N/A	8.89 (4.03)	20.00 (9.07)	SLSA-2 Suspensions
U50 Cups with 50 Connection Plate								
U50-NEO/FIT/SCREEN A-3150009P		2.03 (51.6)	2.12 (53.8)	N/A	N/A	8.89 (4.03)	20.00 (9.07)	SLSA-2 Suspensions
U50-SIT/FIT/SCREEN A-3150009S		2.03 (51.6)	2.12 (53.8)	N/A	N/A	8.89 (4.03)	20.00 (9.07)	SLSA-2 Suspensions
Fittings for U50 Cups								
50/50-2 FITTING A-05AG		The 50/50-2 Fitting is utilized with a Strengthening Ring 50. It allows you to screw directly into any of the SLSA-2 Suspensions which have a male G 1/8" Thread.						SLSA-2 Suspensions
STRENGTHENING RING SILICONE 50 A-0101086		The Strengthening Ring 50 is used with the above 50/50-2 Fitting. It simply stretches on and snaps in place. Included with cups which use the one-piece fitting.						SLSA-2 Suspensions
50 CONNECTION PLATE A-3150145		The 50 Connection Plate uses a 50 Locking Spacer. It allows you to screw directly into any of the SLSA-2 Suspensions which have a male G 1/8" Thread.						SLSA-2 Suspensions
50 LOCKING SPACER A-3150144		The 50 Locking Spacer is used with the above 50 Connection Plate. It presses in from the bottom.						SLSA-2 Suspensions

* All cups shown above are identical in size and shape to other manufacturers' cups. The 'static' columns represent the cup dimensions without a load as given by other manufacturers. The 'compressed' column specifications are important in making sure that everything fits, and represent the actual size of the cup after full compression (being flattened out) on a level load. (This difference is negligible in the F series.) The bigger the cup the greater the enlargement of the diameter. A lower vacuum level will lessen this compression (or flattening out); however, make sure to leave enough room for the static height of the cup in your design. Note: The "G" thread is a straight pipe thread also known as BSPP, BSP, NPS or "G", commonly used in Europe, Asia and most of the world.